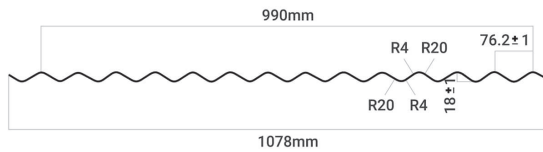


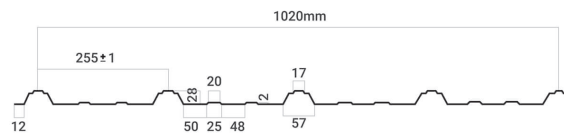



MAXI CORR



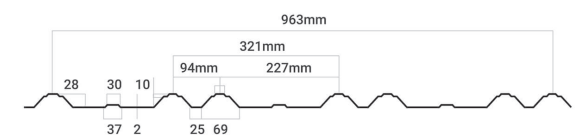
Effective Width: 990mm
 Thickness: 0.30mm - 0.60mm

MAXI HI RIB



Effective Width: 1020mm
 Thickness: 0.30mm - 0.60mm

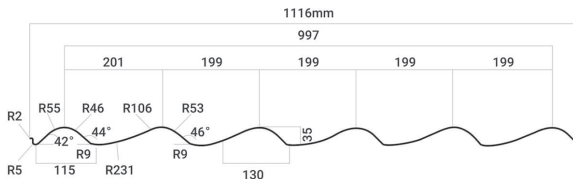
MAXI TWIN RIB



Effective Width: 963mm
 Thickness: 0.30mm - 0.60mm


SIERRA TILE ROOF

Sierra Max Tile Roof and Sierra Tile Roof




Effective Width: 997mm
 Thickness: 0.30mm - 0.60mm

CURVE ROOF



Effective Width: 1020mm
 Thickness: 0.30mm - 0.60mm

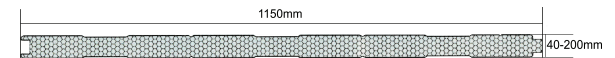
INSULATED PANEL



Wall Panel


Thickness of Wall Panel

MM	Thermal Resistance Value
40	2.22 m ² / K
50	2.78 m ² / K
75	4.17 m ² / K
100	5.56 m ² / K
125	6.94 m ² / K
150	8.33 m ² / K



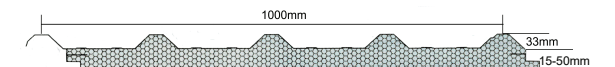


Thickness of Roof Panel

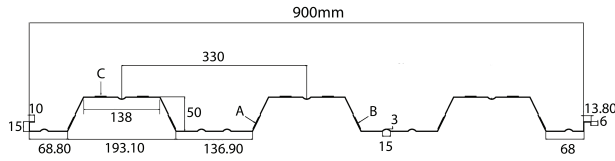
MM	Thermal Resistance Value
15	0.83 m ² / K
20	1.11 m ² / K
25	1.39 m ² / K
50	2.78 m ² / K



Roof Panel





MAXI WEBDECK



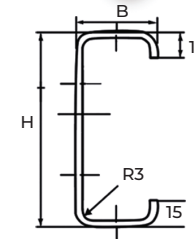

Effective Width: 990mm
Thickness: 0.80mm - 1.20mm

MAXI FLAT DECK



Effective Width: 260mm
Thickness: 0.80mm - 1.20mm

C - PURLINS



Size Availability

Size	H	B
2 x 3	75	50
2 x 4	100	50
2 x 5	150	50

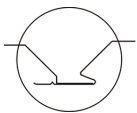
Thickness: 0.80mm - 1.5mm

MAXI SPANDREL

Plain, Single Groove, Rib Type, Corrugated, Single Groove, and Double Groove

Spandrel made from a pre-painted metal sheet that is elegantly beautiful and provides a perfect finish of eaves ceilings and shades.


- 4" - 152mm coil width
- 6" - 203mm coil width



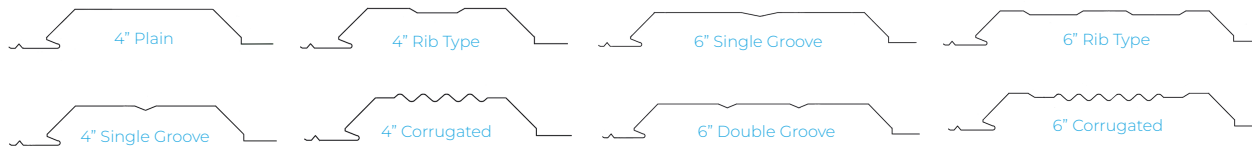
Lapping



Woodgrain Shade



Pre-painted Color



PRODUCT SPECIFICATION

Roofing & Spandrel

Base metal: Cold rolled high tensile steel

Substrate: Hot dipped zinc coated steel coils

Top Coat: 18-20 Microns

Back Coat: 5-8 Microns

Length: Up to Transportable Length

Coating: 55% Aluminum, 43% Zinc, 2% Silicon

Color Paint System: Two coat, two baked reverse.

Process High quality epoxy primer polyester top and back coat paint.

Steel Decking

Base metal: ASTM A466 Cold Rolled Steel
550 mpa (80,000 psi) & 449mpa (65,000 psi)

Coating: Zinc 120 - 150 gm / m²

Features:

- Serves as permanent formworks
- Easy installation, Saves on labor cost
- Saves on reinforcement
- Reduces temporary propping

Pampanga Warehouse

B5 L10 & 21 San Simon Industrial Park Km 62 Quezon Road,
Brgy. San Isidro, San Simon, Pampanga

Pangasinan Warehouse

Warehouse 12 Megaben Compound New Diversion Road, Northside,
Brgy., Sto. Domingo, Urdaneta, Pangasinan